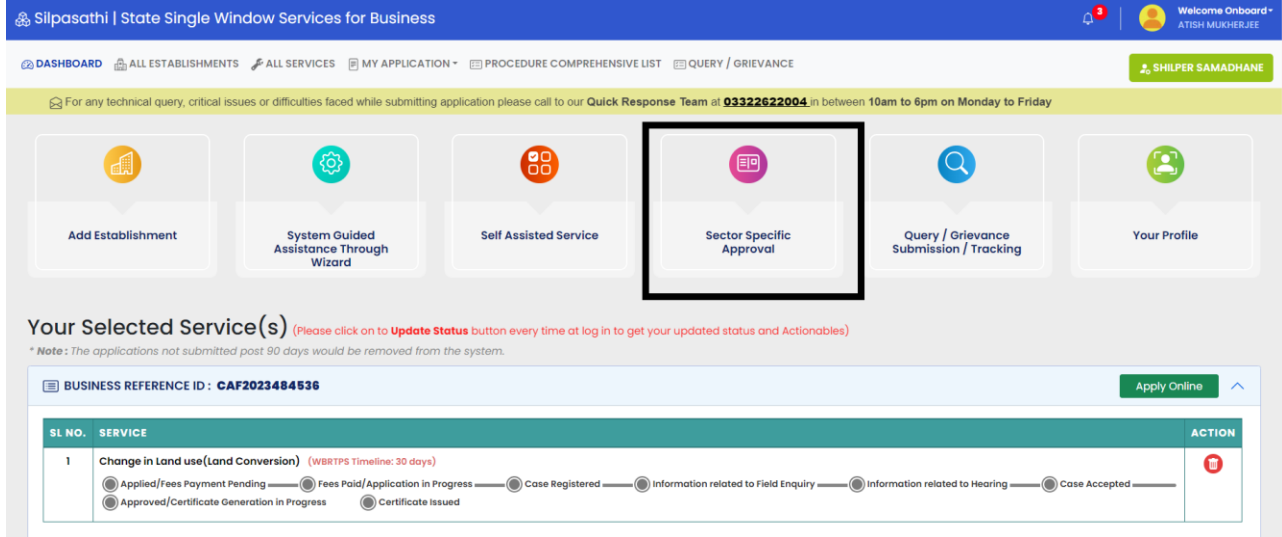


Apply For Green Fire Cracker Manufacturing License

To obtain the License for Commencement of Operation (Post Construction), please follow the following steps:

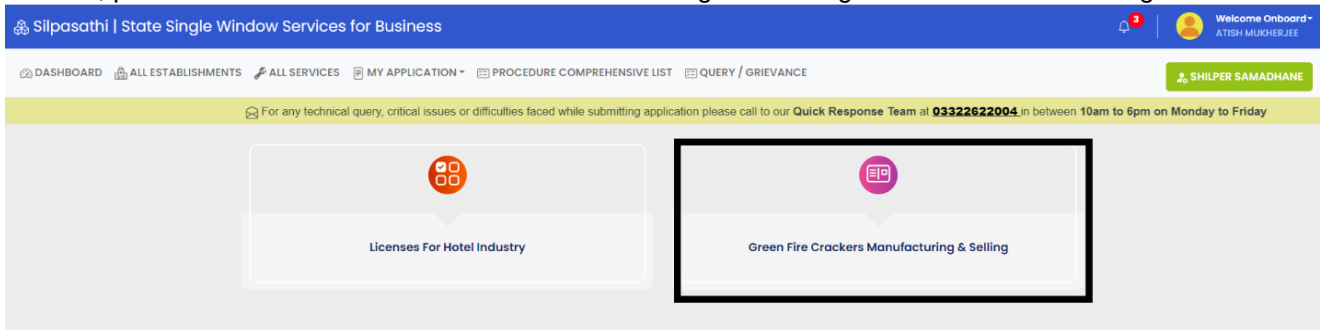
1. If you are an existing Silpasathi User, please click on apply online button. If you are a new User, yet to register for Silpasathi, kindly click on the “Create new” link from the Silpasathi Login Page
2. After completion of registration in Silpasathi (if applicable), kindly login with the user credentials from the Silpasathi Login Page
3. After logging on to Silpasathi, please click on “Sector Specific Module” tab in the Dashboard as shown in the image below:



The screenshot shows the Silpasathi dashboard interface. At the top, there is a navigation bar with the text "Silpasathi | State Single Window Services for Business" and a user profile section for "Welcome Onboard ATISH MUKHERJEE". Below the navigation bar, there are several menu items: "DASHBOARD", "ALL ESTABLISHMENTS", "ALL SERVICES", "MY APPLICATION", "PROCEDURE COMPREHENSIVE LIST", and "QUERY / GRIEVANCE". A notification bell icon with a red "3" is visible. A green button labeled "SHILPER SAMADHANE" is also present. A yellow banner below the navigation bar contains the text: "For any technical query, critical issues or difficulties faced while submitting application please call to our Quick Response Team at 03322622004 in between 10am to 6pm on Monday to Friday". The main dashboard area features six service tiles: "Add Establishment", "System Guided Assistance Through Wizard", "Self Assisted Service", "Sector Specific Approval" (highlighted with a black border), "Query / Grievance Submission / Tracking", and "Your Profile". Below the tiles, there is a section titled "Your Selected Service(s)" with a note: "(Please click on to Update Status button every time at log in to get your updated status and Actionables)". A note below this section states: "* Note: The applications not submitted post 90 days would be removed from the system." Below this, there is a table with the following data:

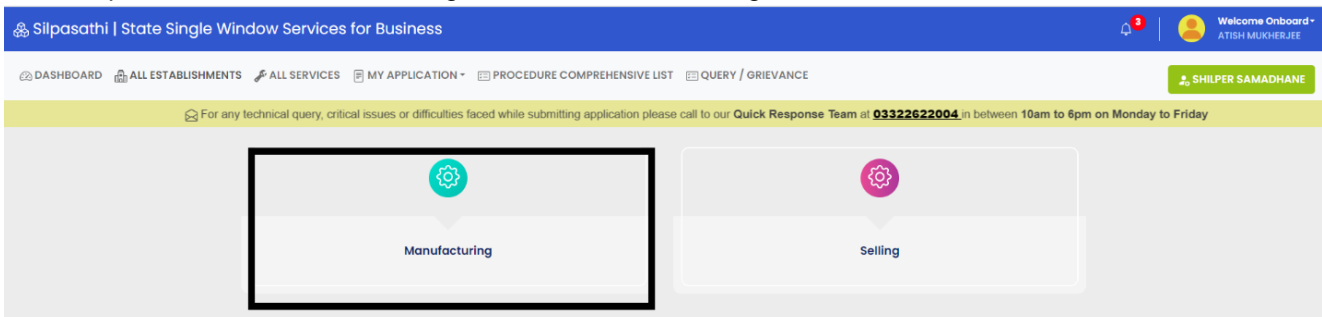
SL NO.	SERVICE	ACTION
1	Change in Land use(Land Conversion) (WBRTPS Timeline: 30 days) ● Applied/Fees Payment Pending ● Fees Paid/Application in Progress ● Case Registered ● Information related to Field Enquiry ● Information related to Hearing ● Case Accepted ● Approved/Certificate Generation in Progress ● Certificate Issued	

4. Next, please click on Green Fire Crackers Manufacturing and Selling tab as shown in the image below:



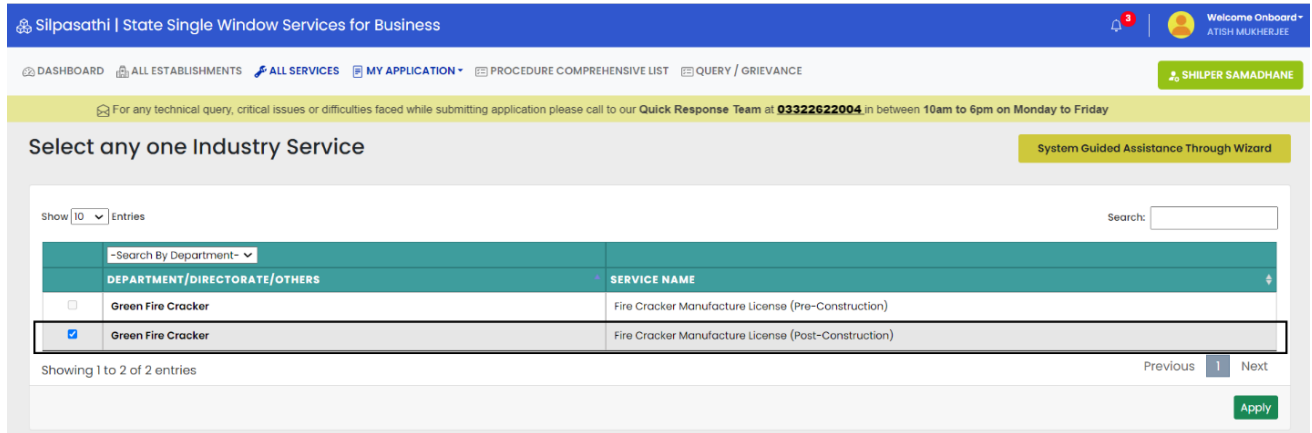
The screenshot shows the Silpasathi dashboard interface. At the top, there is a navigation bar with the text "Silpasathi | State Single Window Services for Business" and a user profile section for "Welcome Onboard ATISH MUKHERJEE". Below the navigation bar, there are several menu items: "DASHBOARD", "ALL ESTABLISHMENTS", "ALL SERVICES", "MY APPLICATION", "PROCEDURE COMPREHENSIVE LIST", and "QUERY / GRIEVANCE". A notification bell icon with a red "3" is visible. A green button labeled "SHILPER SAMADHANE" is also present. A yellow banner below the navigation bar contains the text: "For any technical query, critical issues or difficulties faced while submitting application please call to our Quick Response Team at 03322622004 in between 10am to 6pm on Monday to Friday". The main dashboard area features two service tiles: "Licenses For Hotel Industry" and "Green Fire Crackers Manufacturing & Selling" (highlighted with a black border).

5. Next, please click on Manufacturing tab as shown in the image below:

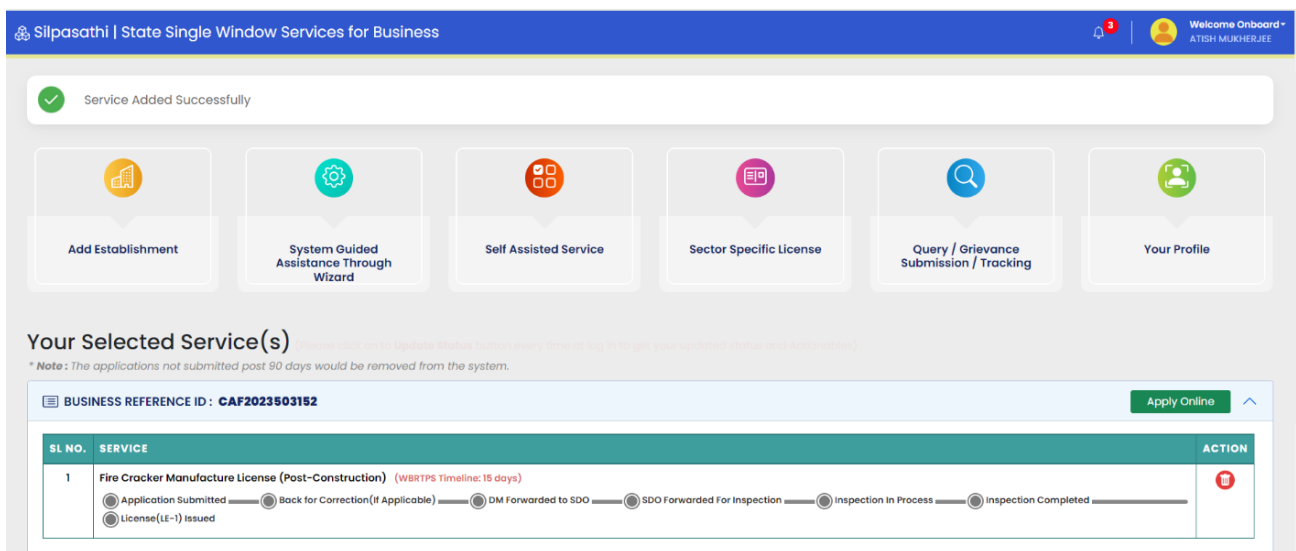


The screenshot shows the Silpasathi dashboard interface. At the top, there is a navigation bar with the text "Silpasathi | State Single Window Services for Business" and a user profile section for "Welcome Onboard ATISH MUKHERJEE". Below the navigation bar, there are several menu items: "DASHBOARD", "ALL ESTABLISHMENTS", "ALL SERVICES", "MY APPLICATION", "PROCEDURE COMPREHENSIVE LIST", and "QUERY / GRIEVANCE". A notification bell icon with a red "3" is visible. A green button labeled "SHILPER SAMADHANE" is also present. A yellow banner below the navigation bar contains the text: "For any technical query, critical issues or difficulties faced while submitting application please call to our Quick Response Team at 03322622004 in between 10am to 6pm on Monday to Friday". The main dashboard area features two service tiles: "Manufacturing" (highlighted with a black border) and "Selling".

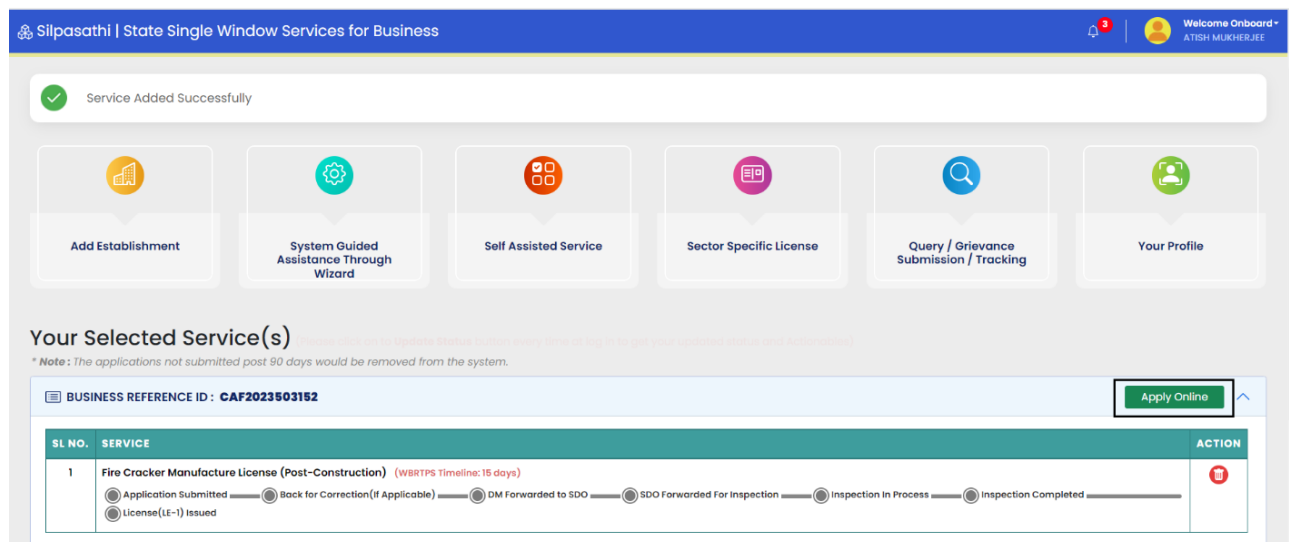
- Next, please click on Fire Cracker Manufacturing License (Pre-Construction) as shown in the image below and click on apply:



- After that, the selected service would be added to your dashboard and a CAF (Common Application Form) ID would be generated as shown in the image below:



- Next, please click on apply online as shown in the image below:



- In the next step, please fill in application form and submit for approval.
- Please proceed with the application process subsequently as indicated through different steps.